


How to Send Money for Shipping Cost with PayPal

After logging into your PayPal account, click the Send Money Tab:




Next, you will enter the email address to which you would like to send the money, and the amount you are sending:

The screenshot shows the 'Send Money' form on the PayPal website. The 'Send Money' tab is highlighted. The form includes a 'To' field with the email address 'jackie@bealltool.com' (highlighted with a red box and an arrow pointing to the text 'Email Address you wish to send money to'). The 'Amount' field contains '0.01' (highlighted with a red box and an arrow pointing to the text 'Amount you wish to send'). The currency is set to 'USD - U.S. Dollars'. Below the amount field, there are two tabs: 'Purchase' and 'Personal'. Under the 'Purchase' tab, there are three radio button options: 'Goods', 'eBay Items', and 'Services'. The 'Services' option is selected (highlighted with a red box and an arrow pointing to the text 'Make sure you select services'). A 'Continue' button is at the bottom left of the form. A 'Secure Transaction' icon is visible on the right side of the page.


After clicking Continue, you will review your payment to make sure the email address you wish to send to, and the payment amount is correct, then you will click 'Send Money':

[Log Out](#) | [Help](#) | [Security and Protection](#)



My Account | **Send Money** | Request Money | Merchant Services | Products & Services

[Send Money Online](#) | [Pay for eBay Items](#) | [Make a Mass Payment](#)

Send Money [Secure Transaction](#) 

Review your payment and send

Please check the following information before continuing. [View PayPal policies](#) and your payment source rights.

Description	Amount
Payment To jackie@bealltool.com	\$0.01 USD Change

[Apply coupon/gift certificate](#)

Your total charge: \$0.01 USD

That's it! Your money is now sent and will be received automatically.